

Sold from 1955-1963

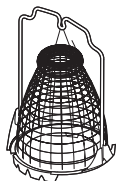
ALADDIN®

Model 21 Kerosene Lamp Burner

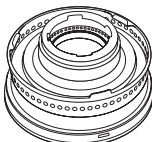
Exploded View Parts List

Lighting The World, Since 1908

R150 Lox-On Mantle fits Models 12, A, B, C, 14-English, 21, 21c, 23 and 23A lamp burners.



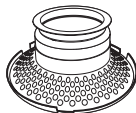
N239 Burner Gallery fits Models 21, 21c, 23 and 23A, when using a R103 Lox-On chimney.



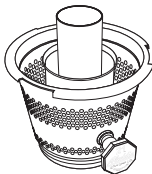
N106 Flame Spreader fits Models 12, A, B, C, 14-English, 21, 21c, 23, 23A lamp burners and 23E60 fridge burner.



N238 Outer Wick Tube fits Models 21, 21c, 23, 23A lamp burners and 23E60 fridge burner.



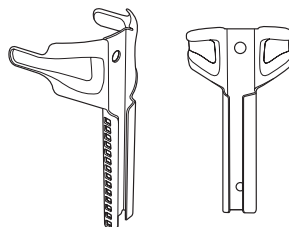
Model 21 Burner Base (Not Sold Separately)



R111 Wick Trimmer fits all one inch Aladdin Burners



Model 21 Wick Raiser (No longer Available. See note below.)

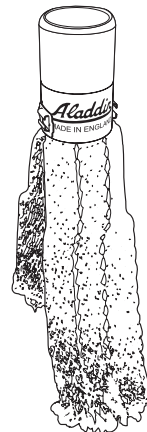


NOTE: Use N233 Model 23 Wick Raiser with N230 #23 Wick to replace the parts to restore a Model 21 burner.



Aladdin Lox-On Chimney is 12 1/2 inches tall with 2 5/8 inches bottom fitter.

R199 Model 21 Wick fits Models 21 & 21c lamp burners.



R103 Lox-On Chimney fits Models 12, A, B, C, 14-English, 21, 21c and 23 lamp burners.

ALADDIN MANTLE LAMP COMPANY

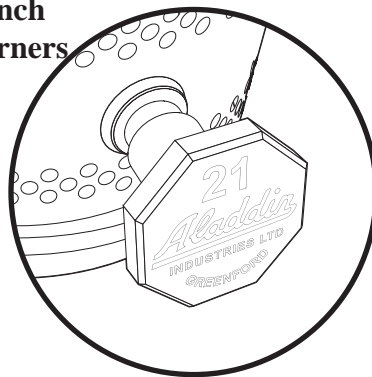
681 International Blvd.

Clarksville, TN 37040, USA

Tel: 800-457-5267 FAX: 931-647-4517

E-mail: sales@aladdinlamps.com

www.aladdinlamps.com



Enlarged view of Model 21 wick raiser knob.

Note: When ordering parts for your Aladdin, always provide your burner model number.